


ToughLok 100FW Flush Wall and Soffit panel is a pleasing mixture of subtle elegance with modern sophistication. The smooth, uniform appearance is ideally suited for a wide range of applications including fascias, walls, equipment screens and soffits. ToughLok 100FW is a very flexible panel design and works well for both new construction and retro-fit applications. The concealed male and female connection achieves a superior finished fit. Stiffener beads can also be used to further safeguard the flush look.




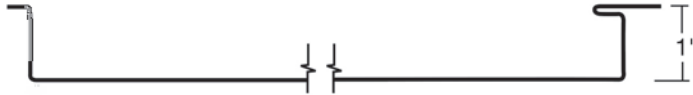
Applications:

➤ Commercial ➤ Institutional ➤ Residential



Available Widths:

12" - 22"



(Panel rib illustration shows 175SN profile)

Available Colors:


➤ Galvalume® - 22ga, 24ga, and 26ga




Black



Bright Red



Brown



Burnished Slate



Charcoal



Colony Green



Forest Green




Gallery Blue



Galvalume



Grey



Polar White



Red



Sahara Tan



Light Stone

Finishes:

Available in a variety of coatings and colors by Sherwin-Williams. See the Mansea Metal color chart for standard colors and paint specifications.



SHERWIN-WILLIAMS.
Coil Coatings

Production Options:

Factory made to exact lengths. Perforated/Non-Perforated - 12"/3" relief pattern (plus a variety of additional relief patterns). Panel Ribs: beads.

Installation:

Can be installed over open frame steel purlins, steel decking, steel decking with Polyiso or plywood decking.



**MANSEA
METAL**
www.ManseaMetal.com

Kentucky

925 Rolling Hills Lane
Winchester, KY 40391
Phone: (859) 744-4475
Fax: (859) 744-4324

Illinois

1181 State Route 121
Mt. Zion, IL 62549
Phone: (217) 864-5835
Fax: (217) 864-2297

Ohio

4799 Salem Ave.
Dayton, OH 45416
Phone: (859) 744-4475
Fax: (859) 744-4324